

Resistance To Polarization

ASTM G59 STANDARD TEST METHOD FOR CONDUCTING POTENTIODYNAMIC POLARIZATION RESISTANCE MEASUREMENTS

Measuring a Doxsteel Fastener’s resistance to polarization tells us how long it will take to react to its environment and corrode. The slower a fastener polarizes, the longer it will last, which makes this test one of the most important that we conduct.

By measuring targeted sections of the fastener to determine its resistance to polarization, we can determine its rate of corrosion per year of standard service. This is how we guarantee that our fasteners will not seize for five years, and why we estimate that they can last as long as 21 years.

SPECIMEN	(CM2)	E _{corr} (mV) VS Ag/AgCl 5 min	E _{corr} (mV) vs Ag/AgCl 55 min	(μA)	(Ω)	(Ω*cm2)	(mmpy)	(mpy)
Doxsteel Coated Fasteners	110	-0.221	-0.199	1.528	17188	1890717	0.0001	0.00059
Cadmium Coated Fasteners	110	-0.709	-0.708	245	110	12063	0.0473	1.8606
Doxsteel Coated Wrenching Flat	2.5	-0.173	-0.148	0.081	355417	888542	0.00034	0.0137
Cadmium Coated Wrenching Flat	2.5	-0.687	-0.687	5.428	4841	9682	0.0577	2.2703
Doxsteel Coated Nut Thread	15.5	-0.286	-0.310	1.241	252325	392532	0.0009	0.0340
Cadmium Coated Nut Thread	15.5	-0.713	-0.710	13.583	2000	3100	0.0186	0.7331

SALT FOG TEST	
Competitor Best	10.4
Doxsteel Best	10.2
Doxsteel Average	7.3



Element Materials Technology
222 Cavalcade Street
Houston, TX
77009-3213 USA

P 713 692 9151
F 713 696 6307
T 888 786 7555
info.houston@element.com
element.com

Contact: Carlos Girault
DOX-Steel LLC
1544 Sawdust Rd
Suite 301
The Woodlands, TX 77380

TEST CERTIFICATE — EAR-CONTROLLED DATA

Date: 6/30/2014
P.O. No.:
W/O No.: PRO002-06-20-37365-1

POTENTIODYNAMIC POLARIZATION RESISTANCE TEST

Test Method: ASTM G59, G5, G102

INTRODUCTION

Element Materials Technology was asked to conduct a potentiodynamic polarization resistance test in order to determine the corrosion resistance on three different sample sets. The corrosion rate was determined on the fasteners, the wrenching flats of the nuts, and the inside thread of the nuts according to ASTM G102 after conducting potentiodynamic polarization resistance measurements in a 3% w/v NaCl solution in accordance with ASTM G59. Testing was to provide a qualitative assessment of the coatings ability to withstand immersion in the test solution.

SPECIMENS

DOX-Steel® LLC provided all test specimens:

1. DOX-Steel® coated 5/8-11 x 4 ¼ fasteners and nuts

On all three tests, three specimens of each sample set where tested in order to provide a representative average of test results.

EQUIPMENT

1. Toshiba laptop computer, model A305D-SP6905R, s/n 19014393Q
2. Biologic Potentiostat / Galvanostat, model SP-150, series 350, with test box-4
3. EC-Lab Software, version 10.37
4. 3 test cells
5. Cole Parmer Ag/AgCl electrodes and titanium electrodes

Respectfully Submitted

Terry Wilt
Manager, Product Qualification and Non-Metallics

Our letters and reports are for the exclusive use of the client to whom they are addressed and shall not be reproduced except in full without the approval of the testing laboratory. The use of our name must receive our written approval. Our letters and reports apply only to the sample tested and/or inspected, and are not indicative of the quantities of apparently identical or similar products. Unless otherwise noted all test methods and specifications are to the most current revision. Material submitted to our metals department will be discarded after a period of 30 days unless otherwise directed.



Element Materials Technology
222 Cavalcade Street
Houston, TX
77009-3213 USA

P 713 692 9151
F 713 696 6307
T 888 786 7555
info.houston@element.com
element.com

Contact: Carlos Girault
DOX-Steel LLC
1544 Sawdust Rd
Suite 301
The Woodlands, TX 77380

TEST CERTIFICATE — EAR-CONTROLLED DATA

Date: 6/30/2014
P.O. No.:
W/O No.: PRO002-06-20-37365-1

POTENTIODYNAMIC POLARIZATION RESISTANCE TEST

Test Method: ASTM G59, G5, G102

TESTING

Solution

1. NaCl 3% by weight, pH= 6.5 - 7.2, temp 25°C +/- 3° C, Atmospheric pressure, static conditions.

Sufficient solution was provided to conduct all tests in order to ensure consistent conditions between the tests

Test Protocol

All test specimens were rinsed with de-ionized water and dried before commencement of any testing. Solvents were not used to ensure that damage did not occur to the coatings, and care was taken to ensure that there was no mechanical damage to reveal the base material to the solution exposure.

Before the potentiodynamic polarization resistance measurements tests begun, the Biologic potentiostat system was tested to ensure calibration and proper functioning in accordance with test method ASTM G59 using the test box-4 device.

After securing the specimens (fastener, wrenching flat and thread interior of nut) to the test specific cell, the electrodes were connected to the 0.166 mV/s test cell, and the polarization resistance test was commenced with the corrosion potential recorded after 5 and 55-minute immersion. After 1 hour, a potential of ± 20 mV from the corrosion potential was applied at a sweep rate of 0.100 mV/s.

Values for polarization resistance, corrosion potential, and corrosion current, as well as polarization curves were produced using EC-Lab software.

Respectfully Submitted

Terry Wilt
Manager, Product Qualification and Non-Metallics

Our letters and reports are for the exclusive use of the client to whom they are addressed and shall not be reproduced except in full without the approval of the testing laboratory. The use of our name must receive our written approval. Our letters and reports apply only to the sample tested and/or inspected, and are not indicative of the quantities of apparently identical or similar products. Unless otherwise noted all test methods and specifications are to the most current revision. Material submitted to our metals department will be discarded after a period of 30 days unless otherwise directed.



Element Materials Technology
 222 Cavalcade Street
 Houston, TX
 77009-3213 USA

P 713 692 9151
 F 713 696 6307
 T 888 786 7555
 info.houston@element.com
 element.com

Contact: Carlos Girault
 DOX-Steel LLC
 1544 Sawdust Rd
 Suite 301
 The Woodlands, TX 77380

TEST CERTIFICATE — EAR-CONTROLLED DATA

Date: 6/30/2014
 P.O. No.:
 W/O No.: PRO002-06-20-37365-1

POTENTIODYNAMIC POLARIZATION RESISTANCE TEST

Test Method: ASTM G59, G5, G102

Specimen	Area (cm ²)	E _{corr} (mV) vs Ag/AgCl 5 min	E _{corr} (mV) vs Ag/AgCl 55 min	I _{corr} (μA)	Rp (Ω)	Rp (Ω*cm ²)	Corrosion Rate	
							(mppy)	(mpy)
Fasteners	110	-0.221	-0.199	1.528	17,188	1,890,717	0.0001	0.0059
Wrenching Flat	2.5	-0.173	-0.148	0.081	355,417	888,542	0.00034	0.0137
Coated Nut Thread	15.5	-0.286	-0.310	1.241	25,325	392,532	0.0009	0.0340

mppy: millimeters per year, mpy: milli-inches per year, Ecorr: Corrosion potential, Icorr: Corrosion Current, Rp: Polarization resistance

CONCLUSION

The DOX-Steel® coated specimens gave high polarization resistance values, therefore DOX-Steel® coated fasteners have low corrosion rate values when tested under ASTM G59 and G5. Based on the results of these tests, 20 microns of DOX-Steel® coating would last more than 10 years.

This document contains technical data whose export and re-export/ retransfer is subject to control by the U.S. Department of Commerce under the Export Administration Act and the Export Administration Regulations. The Department of Commerce's prior written approval may be required for the export or re-export/retransfer of such technical data to any foreign person, foreign entity or foreign organization whether in the United States or abroad.

Respectfully Submitted

Terry Wilt
 Manager, Product Qualification and Non-Metallics

Our letters and reports are for the exclusive use of the client to whom they are addressed and shall not be reproduced except in full without the approval of the testing laboratory. The use of our name must receive our written approval. Our letters and reports apply only to the sample tested and/or inspected, and are not indicative of the quantities of apparently identical or similar products. Unless otherwise noted all test methods and specifications are to the most current revision. Material submitted to our metals department will be discarded after a period of 30 days unless otherwise directed.



Element Materials Technology
222 Cavalcade Street
Houston, TX
77009-3213 USA

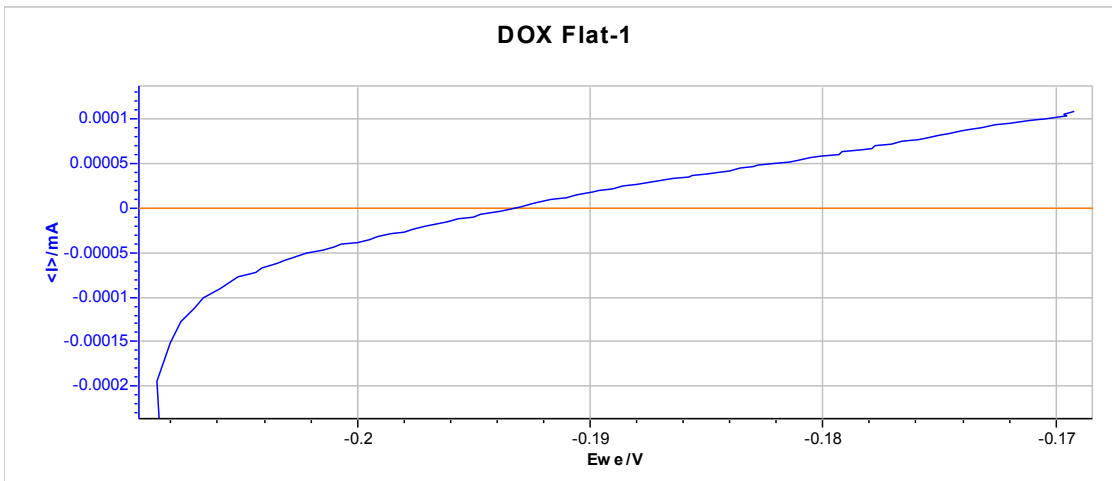
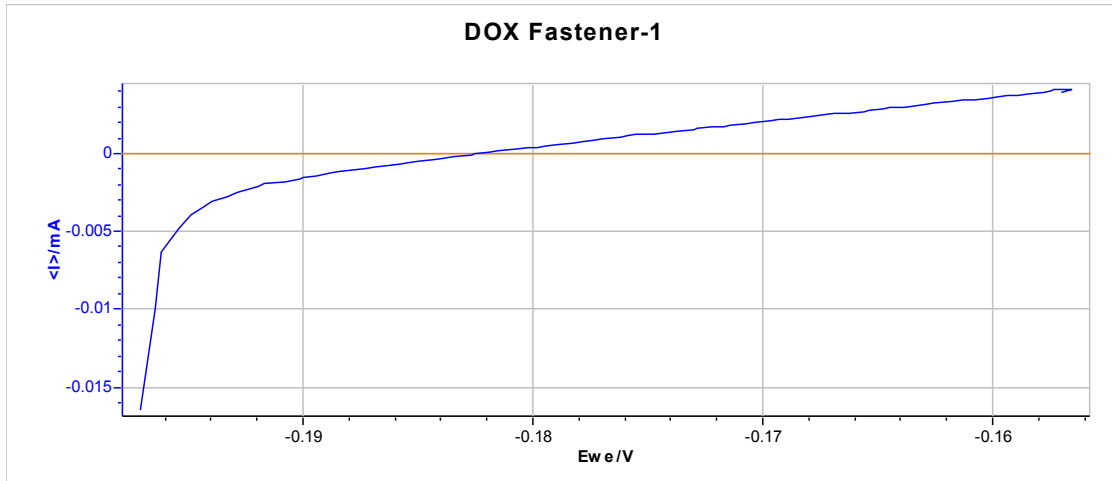
P 713 692 9151
F 713 696 6307
T 888 786 7555
info.houston@element.com
element.com

Contact: Carlos Girault
DOX-Steel LLC
1544 Sawdust Rd
Suite 301
The Woodlands, TX 77380

TEST CERTIFICATE — EAR-CONTROLLED DATA

Date: 6/30/2014
P.O. No.:
W/O No.: PRO002-06-20-37365-1

POTENTIODYNAMIC POLARIZATION RESISTANCE TEST
Test Method: ASTM G59, G5, G102



Respectfully Submitted

Terry Wilt
Manager, Product Qualification and Non-Metallics

Our letters and reports are for the exclusive use of the client to whom they are addressed and shall not be reproduced except in full without the approval of the testing laboratory. The use of our name must receive our written approval. Our letters and reports apply only to the sample tested and/or inspected, and are not indicative of the quantities of apparently identical or similar products. Unless otherwise noted all test methods and specifications are to the most current revision. Material submitted to our metals department will be discarded after a period of 30 days unless otherwise directed.



Element Materials Technology
222 Cavalcade Street
Houston, TX
77009-3213 USA

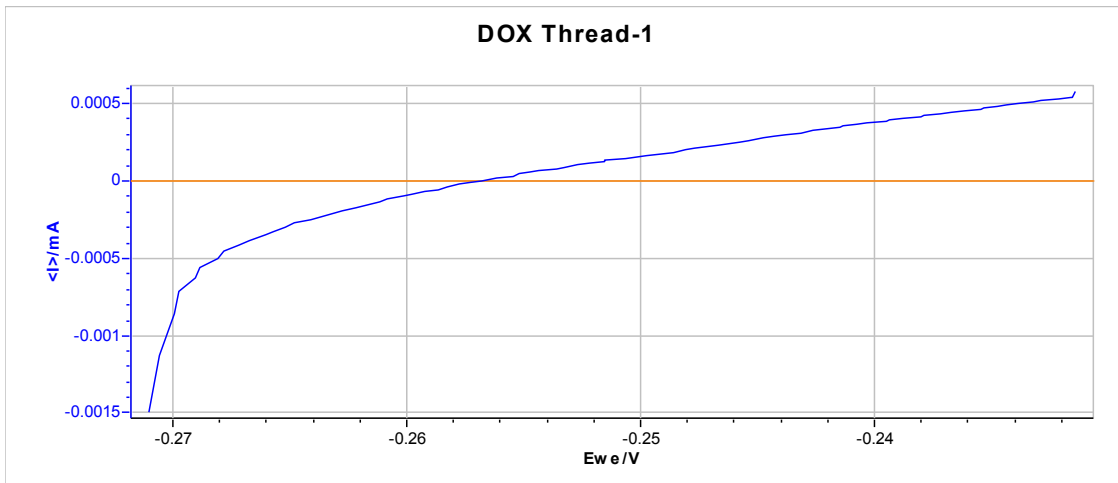
P 713 692 9151
F 713 696 6307
T 888 786 7555
info.houston@element.com
element.com

Contact: Carlos Girault
DOX-Steel LLC
1544 Sawdust Rd
Suite 301
The Woodlands, TX 77380

TEST CERTIFICATE — EAR-CONTROLLED DATA

Date: 6/30/2014
P.O. No.:
W/O No.: PRO002-06-20-37365-1

POTENTIODYNAMIC POLARIZATION RESISTANCE TEST
Test Method: ASTM G59, G5, G102



Respectfully Submitted

Terry Wilt
Manager, Product Qualification and Non-Metallics

Our letters and reports are for the exclusive use of the client to whom they are addressed and shall not be reproduced except in full without the approval of the testing laboratory. The use of our name must receive our written approval. Our letters and reports apply only to the sample tested and/or inspected, and are not indicative of the quantities of apparently identical or similar products. Unless otherwise noted all test methods and specifications are to the most current revision. Material submitted to our metals department will be discarded after a period of 30 days unless otherwise directed.